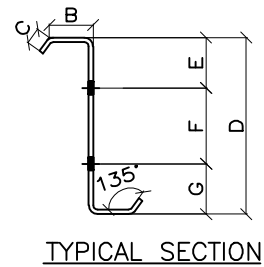
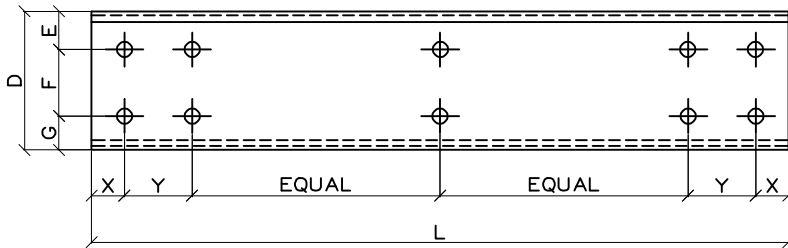
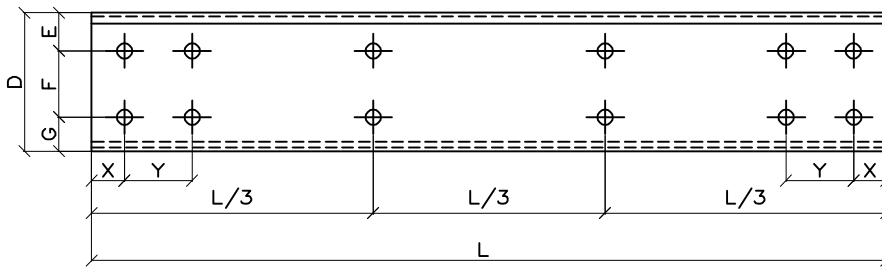


STANDARD PUNCHING DETAILS FOR 'ZED' PURLINS / GIRTS

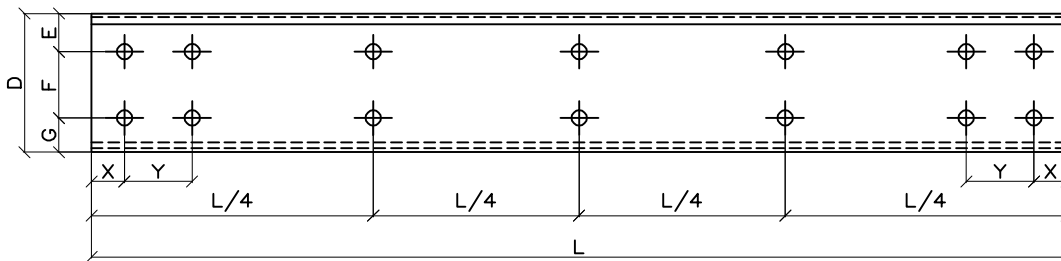
PURLINS / GIRTS PUNCHING PATTERN WITH SINGLE SAG ROD



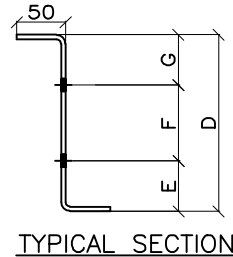
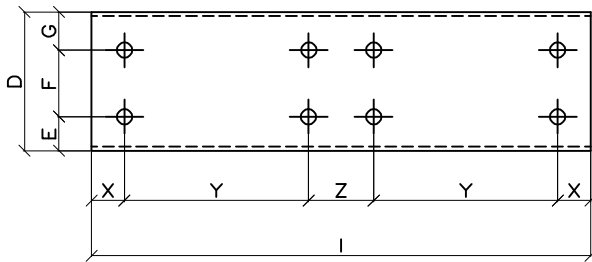
PURLINS / GIRTS PUNCHING PATTERN WITH DOUBLE SAG ROD



PURLINS / GIRTS PUNCHING PATTERN WITH THREE SAG ROD



SLEEVES PUNCHING PATTERN



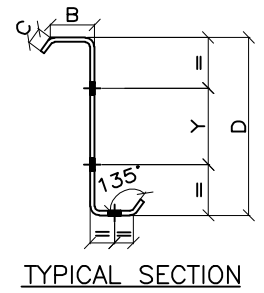
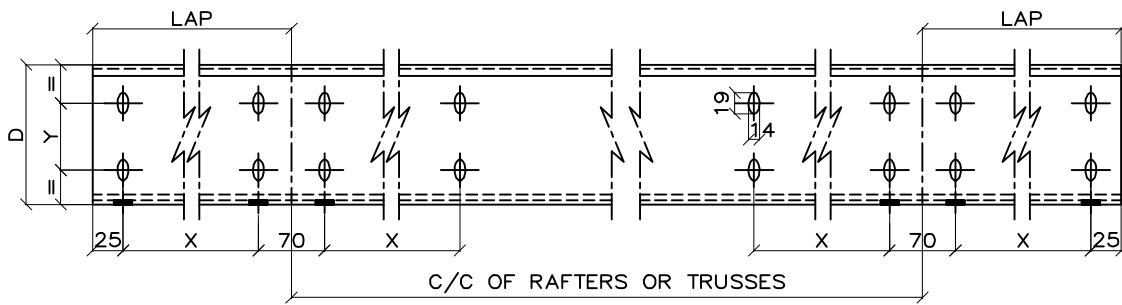
ZED SECTIONS – PUNCHING DIMENSIONS

SECTION DEPTH	E	F	G	D	X	Y	Z	I	HOLE DIA
ZED 125	41	45	39	125	32	193	70	520	18
ZED 150	41	70	39	150	32	193	70	520	18
ZED 165	46	75	44	165	32	218	70	570	18
ZED 180	41	100	39	180	32	243	70	620	18
ZED 200	51	100	49	200	32	243	70	620	18
ZED 210	56	100	54	210	32	243	70	620	18
ZED 230	66	100	64	230	32	243	70	620	18
ZED 250	76	100	74	250	32	243	70	620	18

GENERAL RECOMMENDATIONS FOR NUMBER OF SAG RODS

PURLIN SPAN	NO. OF SAG RODS PER BAY
BELOW 4M	NIL
ABOVE 4M UPTO 6M	ONE
ABOVE 6M UPTO 8.5M	TWO
ABOVE 8.5M UPTO 10M	THREE

TYPICAL OVERLAPPING ARRANGEMENT FOR Z-PURLINS WITH 45° LIP (SAG ROD HOLES NOT SHOWN)



TYPICAL PUNCHING PATTERN

SECTION DEPTH	Y	D
ZED 125	45	125
ZED 150	70	150
ZED 165	75	165
ZED 180	100	180
ZED 200	100	200
ZED 210	100	210
ZED 230	100	230
ZED 250	100	250

LAP (mm)	X	SLOT SIZE
350	290	14 X 19
450	2 X 195	14 X 19
500	2 X 220	14 X 19
550	2 X 245	14 X 19
600	2 X 270	14 X 19
650	2 X 295	14 X 19
702	3 X 214	14 X 19
801	3 X 247	14 X 19
900	3 X 280	14 X 19
1000	4 X 235	14 X 19
1100	4 X 260	14 X 19
1200	4 X 285	14 X 19
1300	5 X 248	14 X 19
1400	5 X 268	14 X 19
1500	5 X 288	14 X 19

GENERAL RECOMMENDATIONS FOR NUMBER OF SAG RODS

PURLIN SPAN	NO. OF SAG RODS PER BAY
BELOW 4M	NIL
ABOVE 4M UPTO 6M	ONE
ABOVE 6M UPTO 8.5M	TWO
ABOVE 8.5M UPTO 10M	THREE